

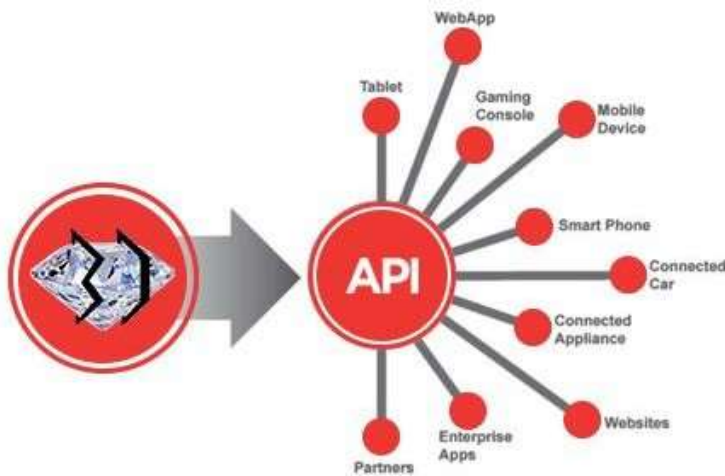


BELGIUMNY API Ver.1.0

API OVERVIEW

Why API is good for you?

The acronym "API" stands for "Application Programming Interface". An API is a defined way for a program to accomplish a task, usually by retrieving or modifying data. In This version of the BelgiumNY API, we provide an API method for some of the features either you can get our all inventory information or search through diamond stock Id. Programmers use our API to show our inventory into his own platform it can be websites application, mobile application and desktop application which easily interact with BelgiumNY inventory system because we provide platform independent API.



We confirm to the design principles of Representational State Transfer (REST). The API presently supports the JSON Format only.

Security

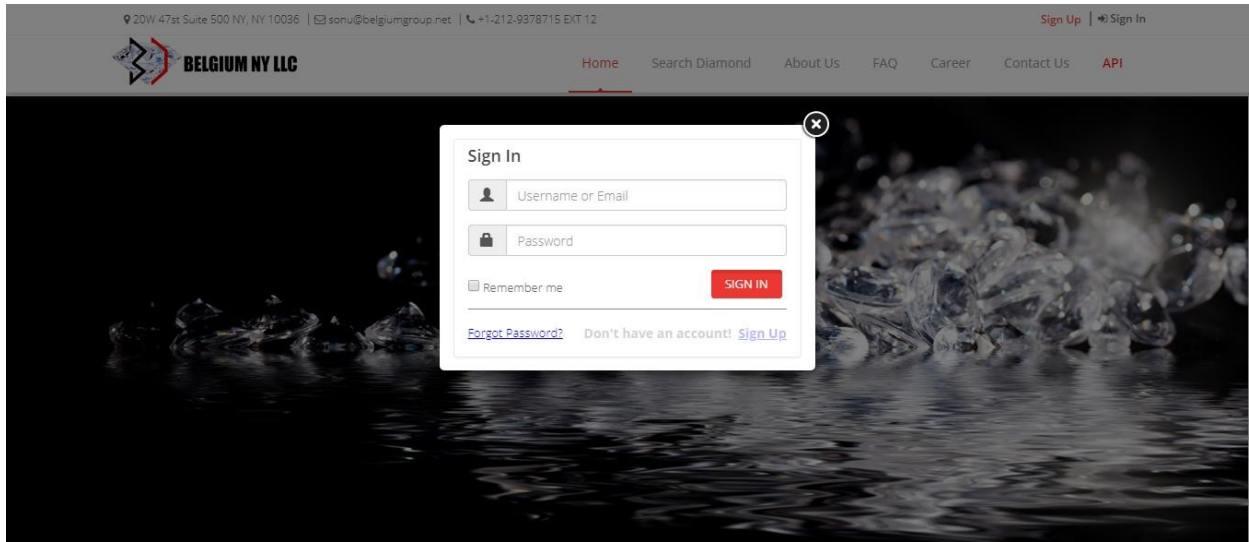
We take care for providing security to avoid any the state or fact of being troublesome. Our API has combination of one Authentication parameter (APIKey). The APIKey is a combination of 36 Character with fix format.

The Key must be generated by user before using our API.

- For generating the APIKey one must be a registered user on our website www.belgiumny.com.

If you feel to regenerate your API key, you can do it any time by Login to our website. Once you generate a new API Key, the old API key will be automatically disabled and no further transactions are possible with old API key

PARAMETER NAME	ACCEPTABLE FIELD VALUE
API KEY	36 Character Key. This will be generated on our website www.Belgiumny.com after User login.
USERNAME	The Username and password is used to login at our website www.Belgiumny.com Only valid user can login on it.



Welcome to Belgium NY LLC

 3140 Search Inventory	 277 New Arrival	 Connect our Inventory to ur Website	 Rolex / AP / Patek	 Matching Pair	 Edit profile
 14 Wish List	 Quick Search	 Feedback	 Change Password	 Wire/Ach Bank info	 Diamond Request
 Latest Raplist	 Meet Our Team	 Sparkling Deals	 Make an Offer	 Premium Stones	

API URL(Full Inventory): www.belgiumny.com/api/DeveloperAPI?stock=&APIKEY=xxxxxxxx-xxxx-xxxx-xxxx-xxxxxxxxxxxxxx
API URL(For Particular Stock): www.belgiumny.com/api/DeveloperAPI?stock=xxxxx&APIKEY=xxxxxxxx-xxxx-xxxx-xxxx-xxxxxxxxxxxxxx
API Version: BelgiumNY API Ver.1.0

Generate API Key

XXXXXXXX-XXXX-XXXX-XXXXXX

GENERATE KEY



Note: In the existing API key we do not deliver diamond's report number if you want to receive API according to the diamond's report number, contact us at ashish@belgiumgroup.net, we will be glad to assist you!

How to generate API KEY:

In our website we also provide API of our stock by which other vendors may also use it according to their need. For getting API of our stock have to follow following procedure.

That is,

Firstly User has to Sign up on our website.

For this Only Valid User can Sign in to our website then for Sign In User have to give Valid Username and Password.

After login User Dashboard Page is open.

Then in User Dashboard page there is option of click on **Connect our Inventory to ur Website**. Then an API Setting page is open

Then there is text box with **XXXX-XXXX-XXXX-XXXX** and a button of Generate Key.

When User click on that Generate key button then a key is generated, these key is for that specific User only. No other user can use these key. The key is of 32 digits. For these key User can get our API, without these key User can't able to get API. When user want to change their API KEY then User have to click again on Generate Key then a new key is generated then these is active key by which User can get API access and the old key is become scrap key which is no more useable for anyone.

The User have to put these Generated key into given URL for these User can share our stock as per as their requirement.

URLs are:

API URL (For Full Inventory):

www.belgiumny.com/api/DeveloperAPI?stock= &APIKEY=

YOUR-API-KEY Your-API-KEY= your generated API key

API URL (For Particular Stock):

www.belgiumny.com/api/DeveloperAPI?stock=stock-id

&APIKEY=YOUR-API-KEY stock-id = your desired SKU, lot number, serial number.

YOUR-API-KEY= your generated API key

Example of Full Inventory:

<http://www.belgiumny.com/api/DeveloperAPI?stock=&APIKEY=4BCAA26E-5BDF-B0ED-A50B-6B6EB0062D21>

We also provided a link for User to get or retrieve specific record. For getting particular stock User have to follow link as → put generated key at the end and put specific stock number in URL between API KEY and stock.

Due to these User get particular stock belong to that Stock number.

Example of Particular stock:

<http://www.belgiumny.com/api/DeveloperAPI?stock=155159&APIKEY=4BCAA26E-5BDF-B0ED-A50B-6B6EB0062D21>

How to Read data of the API URL:

Copy data from the URL (in the code format) and in the other tab open [Json-Lint](#) then paste the data copied from that URL as shown below -

```
1 {
2   "Stock": [{
3     "Stock_No": "XYZ",
4     "Availability": "G",
5     "Shape": "PRINCESS",
6     "Weight": 0.3000,
7     "Color": "I",
8     "Clarity": "VVS1",
9     "Cut_Grade": "EX",
10    "Polish": "EX",
11    "Symmetry": "VG",
12    "Fluorescence_Intensity": "N",
13    "Fluorescence_Color": "",
14    "Measurements": "3.84 X 3.76 X 2.60",
```

Validate JSON

Clear

Support JSONLint for \$2/Month

And here you will be able to read data properly. You can also save this data to any DOC file, according to your convince.

Description of SHAPES
ROUND
PRINCESS
EMERALD
CUSHION
PEAR
RADIANT
HEART
MARQUISE
OVAL
ASSCHER
OTHERS

Description of CARAT POINTER	
0.30 – 0.34	0.35 - 0.39
0.40 – 0.49	0.50 – 0.59
0.60 – 0.69	0.70 – 0.79
0.80 – 0.89	0.90 – 0.94
0.95 – 0.99	1.00 – 1.09
1.10 – 1.19	1.20 – 1.29
1.30 – 1.39	1.40 – 1.49
1.50 – 1.69	1.70 – 1.99

2.00 – 2.49	2.50 – 2.99
3.00 – 3.99	4.00 – 4.99
5.00 – 5.99	6.00 +

Description of CARAT BAR

0 TO 6+

Carat bar is used to provide search diamonds according to User's need by which customer get accurate carat size of Diamond. At the end of CARAT BAR we also provide CARAT RANGE for to find diamond more than 6 Carat.

Description of TOTAL BAR

0 TO 100000+

Total Bar is used to provide search diamonds according to Price that Customer needed.

Description of COLOR GROUP

DEF GH IJ KLM


It provide the group of Diamond Color

Description of COLOR

D E F G H I J K L M N-

Color	D	E	F	G	H	I	J	K	L	M	N-
	Colorless			Near Colorless		Faint		Very Light		Light	

Description of FLUORESCENCE



Description of	CLARITY	
FL	Flawless	FL-IF
IF	Internally flawless	VVS1 VVS2
VVS1	Category of Very Very Slightly	VS1
VVS2	Category of Very Very Slightly	VS2
VS1	Category of Very Slightly	SI1
VS2	Category of Very Slightly	SI2
SI1	Category of Slightly	I1
SI2	Category of Slightly	I2
I1-	Category of Included	I3

In determining a diamond’s grade, the GIA considers the number, size, color, reflectivity, and position of every flaw visible under 10 x magnifications.

Description of MAKE

3X 3EX-NONE

It provide the group of Cut, Polish, Symmetry, Fluorescence

Description of CUT		Description of POLISH SYMMETRY		Description of fluorescence	
EX	Excellent	EX	Excellent	EX	Excellent
VG	Very Good	VG	Very Good	VG	Very Good
GD	Good	GD	Good	GD	Good
FR	Fair	FR	Fair	FR	Fair

Description of H&A

H&A is used to describe the brand in our

website. EX Excellent

VG Very Good

GD Good

Description of NO BGM

To search for a "No BGM" diamond, in the RapNet Search Engine under "Clarity," check the "No BGM" checkbox to get a listing of only the diamonds that suppliers have confirmed have no brown or green shade and are not milky.

Description of LAB

In our website LAB is used to show the certification provided to stones.

GIA Gemological Institute of America (GIA)

OTHER Other Show the certification provided other than GIA.

Description of STOCK#/CERT#

There is Stock#/Cert# option with Input text where we can search specific Stone by stock number or Report number.